Nordlandstrasse 31 · 49326 Melle - Deutschland
Telefon +49 (0) 5428 - 9404-0 · Telefax +49 (0) 5428 - 9404-99
info@pernow.de · www.pernow.de · shop.pernow.de

PERNOW
ARMATUREN GMBH

Stoffschieber, beidseitig dichtend/
Knife gate valve, bidirectional
Typ AB, DN 50 - 1600

Technische Daten	*Specification*
Bauform	***Design***
Zwischenflansch Stoffschieber	*Wafer type knife gate valve*
Gehäuse: GG-25 EKB oder Edelstahl CF8M	*Body: GG-25 EKB or stainless steel CF8M*
Schieberplatte: AISI 304	*Knife: AISI 304,*
Dichtung: EPDM (Standard), NBR, Viton oder Silikon	*Seat: EPDM (Standard), metal seated, NBR, Viton or PTFE*
Stopfbuchspackung: Synth. + PTFE,	*Packing: Synth. + PTFE*
Flansche nach DIN 2501 PN 10	*Flanges according to DIN 2501 PN 10*

Typ PA-AB12:	***Typ PA-AB12:***
Steigende Spindel / nichtsteigendes Handrad	*Rising stem / nonrising handwheel*
Typ PA-AB40:	***Typ PA-AB40:***
Pneumatikantrieb, doppelwirkend	*Pneumatic actuator, double acting*
Typ PA-AB50	***Typ PA-AB50:***
Elektroantrieb, Typ AUMA SA	*Electric actuator, type AUMA SA*

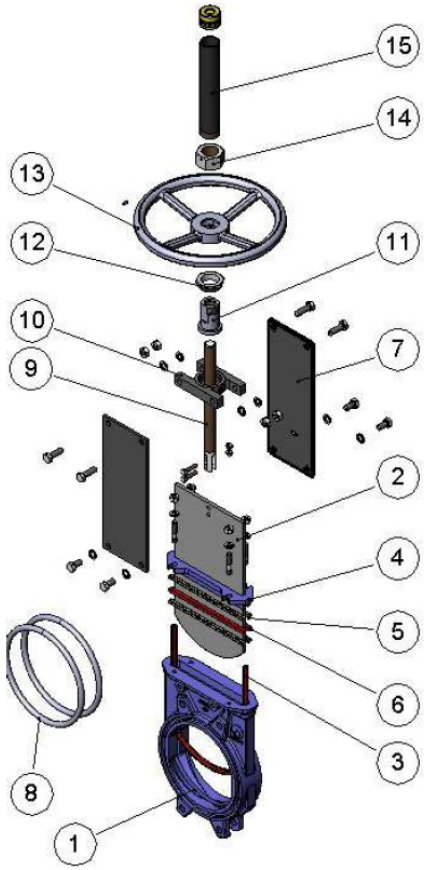

Nr.	Component	Cast iron version	Stainless steel version
1	Body	GJL-250	CF8M
2	Gate	AISI304	AISI316
3	Seat	EPDM	EPDM
4	Packing gland	GJS-500	CF8M
5	Packing	SYNT + PTFE	SYNT + PTFE
6	O-ring seal	EPDM	EPDM
7	Support plates	S275JR	S275JR
8	O-ring	NITRILE	NITRILE
9	Stem	AISI303	AISI303
10	Yoke	STEEL	STEEL
11	Stem nut	BRONZE	BRONZE
12	Check nut	ST44.2 + ZINC	ST44.2 + ZINC
13	Handwheel	NODULAR CAST IRON	NODULAR CAST IRON
14	Nut	STEEL	STEEL
15	Hood	STEEL	STEEL

Alle Angaben sind freibleibend und unverbindlich! The above informations are without engagement and without obligation! 07-2017

Nordlandstrasse 31 · 49326 Melle - Deutschland
Telefon +49 (0) 5428 - 9404-0 · Telefax +49 (0) 5428 - 9404-99
info@pernow.de · www.pernow.de · shop.pernow.de

PERNOW
ARMATUREN GMBH

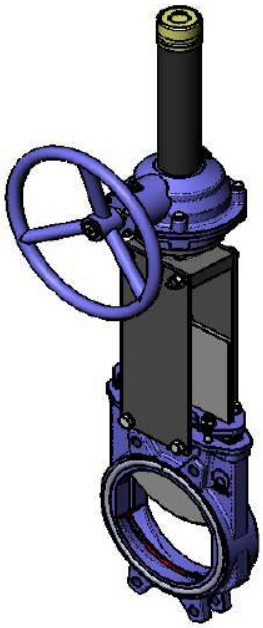

Handwheel gear box

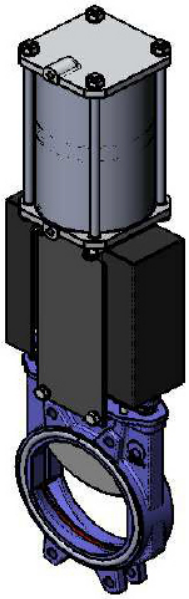

Pneumatic actuator

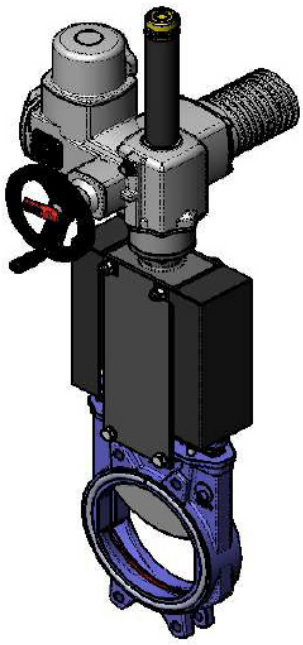

Electric-motor

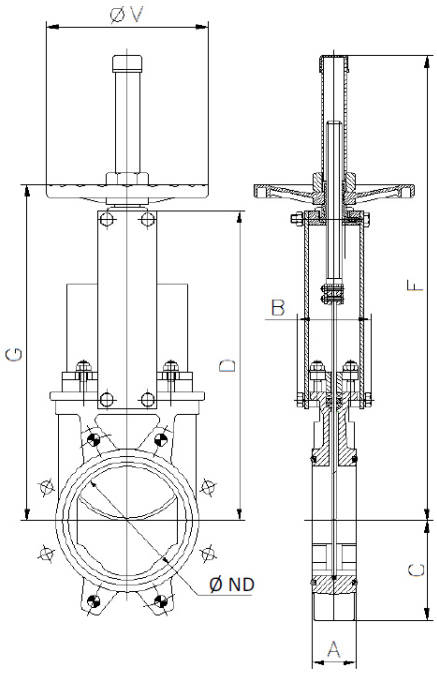

ND	ΔP (kg/cm²)	DRAW (Nw)	TORQ. (Nm)	A	B	C	D	F	G	ØV	Weight (kg)
50	10	1143	2.64	40	91	61	61	410	280	225	7
65	10	1952	4.45	40	91	68	68	437	308	225	8
80	10	2957	6.76	50	91	91	91	463	333	225	9
100	10	4617	10.5	50	91	104	104	503	373	225	11
125	10	7213	16.5	50	101	118	118	586	407	225	13
150	10	7290	16.6	60	101	130	130	638	458	225	17
200	8	12975	37.1	60	118	159	159	816	578	325	28
250	6	14522	41.4	70	118	196	196	1017	679	325	40
300	6	20942	59.8	70	118	230	230	1117	779	380	56
350	5	22810	88.5	96	290	254	254	1337	906	450	94
400	5	29879	115.9	100	290	287	287	1443	1012	450	116
450	3	28461	110.3	106	290	304	304	1629	1098	450	162
500	3	35333	137.1	110	290	340	340	1741	1210	450	187
600	3	51235	198.6	110	290	398	398	2047	1416	450	260

Alle Angaben sind freibleibend und unverbindlich! The above informations are without engagement and without obligation! 07-2017

Nordlandstrasse 31 · 49326 Melle - Deutschland
Telefon +49 (0) 5428 - 9404-0 · Telefax +49 (0) 5428 - 9404-99
info@pernow.de · www.pernow.de · shop.pernow.de

PERNOW
ARMATUREN GMBH

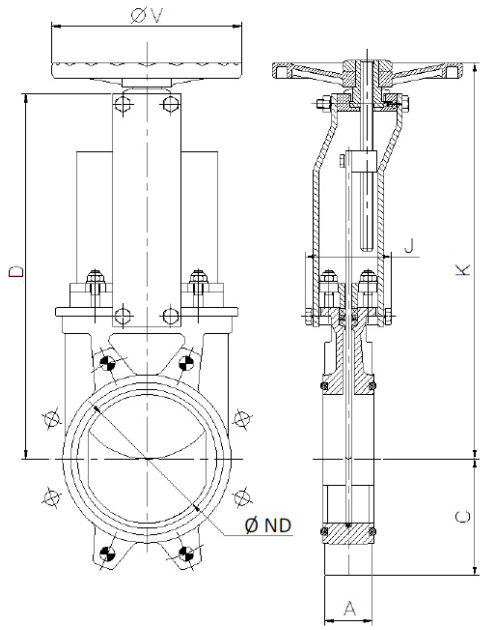

ND	ΔP (kg/cm²)	DRAW (Nw)	TORQ. (Nm)	A	C	D	J	K	ØV	Weight (kg)
50	10	1143	2.64	40	61	241	101	280	225	7
65	10	1952	4.45	40	68	268	101	308	225	8
80	10	2957	6.76	50	91	294	101	333	225	9
100	10	4617	10.5	50	104	334	101	373	225	11
125	10	7213	16.5	50	118	367	111	407	225	13
150	10	7290	16.6	60	130	419	111	458	225	17
200	8	12975	37.1	60	159	525	128	578	325	28
250	6	14522	41.4	70	196	626	128	679	325	40
300	6	20942	59.8	70	230	726	128	779	380	56
350	5	22810	88.5	96	254	797	305	906	450	94
400	5	29879	115.9	100	287	903	305	1012	450	116
450	3	28461	110.3	106	304	989	305	1098	450	162
500	3	35333	137.1	110	340	1101	305	1210	450	187
600	3	51235	198.6	110	398	1307	305	1416	450	260

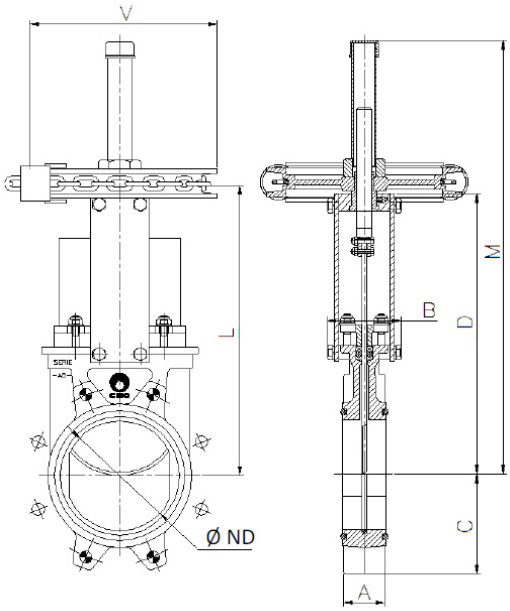

ND	ΔP (kg/cm²)	DRAW (Nw)	TORQ. (Nm)	A	B	C	D	L	M	ØV	Weight (kg)
50	10	1143	2.64	40	91	61	241	280	410	225	7
65	10	1952	4.45	40	91	68	268	308	437	225	8
80	10	2957	6.76	50	91	91	294	333	463	225	9
100	10	4617	10.5	50	91	104	334	373	503	225	11
125	10	7213	16.5	50	101	118	367	407	586	225	13
150	10	7290	16.6	60	101	130	419	458	638	225	17
200	8	12975	37.1	60	118	159	525	578	816	300	28
250	6	14522	41.4	70	118	196	626	679	1017	300	40
300	6	20942	59.8	70	118	230	726	779	1117	300	56
350	5	22810	88.5	96	290	254	797	906	1337	402	94
400	5	29879	115.9	100	290	287	903	1012	1443	402	116
450	3	28461	110.3	106	290	304	989	1098	1629	402	162
500	3	35333	137.1	110	290	340	1101	1210	1741	402	187
600	3	51235	198.6	110	290	398	1307	1416	2047	402	260

Alle Angaben sind freibleibend und unverbindlich! The above informations are without engagement and without obligation! 07-2017

Nordlandstrasse 31 · 49326 Melle - Deutschland
Telefon +49 (0) 5428 - 9404-0 · Telefax +49 (0) 5428 - 9404-99
info@pernow.de · www.pernow.de · shop.pernow.de

PERNOW
ARMATUREN GMBH

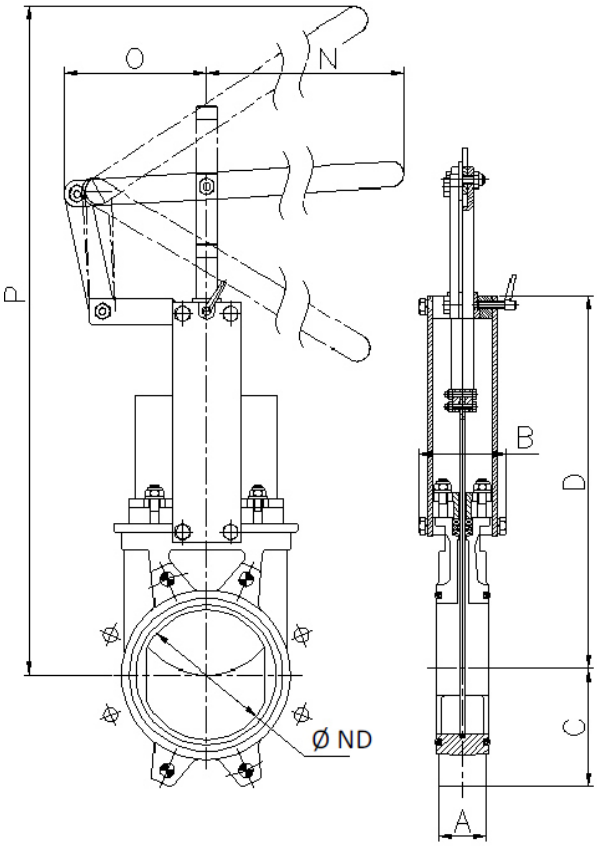

ND	ΔP (kg/cm²)	DRAW (Nw)	A	B	C	D	N	O	P	Weight (kg)
50	10*	241*	40	91	61	241	325	155	504	9
65	10*	406*	40	91	68	268	325	155	526	10
80	10*	613*	50	91	91	294	325	155	549	11
100	10*	954*	50	91	104	334	325	155	605	13
125	10*	1494*	50	101	118	367	425	155	902	16
150	10*	2151*	60	101	130	419	425	155	956	20
200	8*	3832*	60	118	159	525	620	290	1027	32

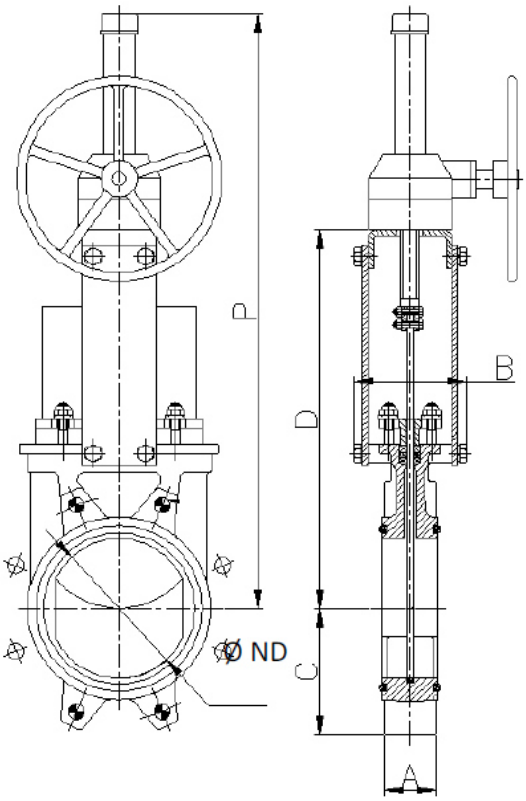

ND	ΔP (kg/cm²)	DRAW (Nw)	TORQ. (Nm)	A	B	C	D	P	Weight (kg)
50	10	1143	2.64	40	91	61	241	540	20
65	10	1952	4.45	40	91	68	268	566	21
80	10	2957	6.76	50	91	91	294	592	22
100	10	4617	10.5	50	91	104	334	632	24
125	10	7213	16.5	50	101	118	367	665	26
150	10	7290	16.6	60	101	130	419	717	30
200	8	12975	37.1	60	118	159	525	942	41
250	6	14522	41.4	70	118	196	626	1033	53
300	6	20942	59.8	70	118	230	726	1121	69
350	5	22810	88.5	96	290	254	797	1305	107
400	5	29879	115.9	100	290	287	903	1403	130
450	3	28461	110.3	106	290	304	989	1677	183
500	3	35333	137.1	110	290	340	1101	1789	204
600	3	51235	198.6	110	290	398	1307	1995	288

Alle Angaben sind freibleibend und unverbindlich! The above informations are without engagement and without obligation! 07-2017

Nordlandstrasse 31 · 49326 Melle - Deutschland
Telefon +49 (0) 5428 - 9404-0 · Telefax +49 (0) 5428 - 9404-99
info@pernow.de · www.pernow.de · shop.pernow.de

PERNOW
ARMATUREN GMBH

ND	ΔP (kg/cm²)	DRAW (Nw)	A	B	C	D	R	Ø CIL.	Ø ROD	ØQ	S (B.S.P.)	Weight (kg
50	10	1143	40	91	61	241	400	80	20	90	1/4"	7
65	10	1952	40	91	68	268	442	80	20	90	1/4"	8
80	10	2957	50	91	91	294	483	80	20	110	1/4"	9
100	10	4617	50	91	104	334	546	100	20	135	1/4"	12
125	10	7213	50	101	118	367	630	125	25	170	1/4"	18
150	10	7290	60	101	130	419	692	125	25	170	1/4"	22
200	8	12975	60	118	159	525	869	160	30	215	1/4"	37
250	6	14522	70	118	196	626	1032	200	30	270	3/8“	58
300	6	20942	70	118	230	726	1182	200	30	270	3/8“	72
350	5	22810	96	290	254	797	1379	250	40	382	3/8“	130
400	5	29879	100	290	287	903	1535	250	40	382	3/8“	148
450	3	28461	106	290	304	989	1677	300	45	382	1/2"	235
500	3	35333	110	290	340	1101	1839	300	45	444	1/2"	260
600	3	51235	110	290	398	1307	2145	300	45	508	1/2"	334

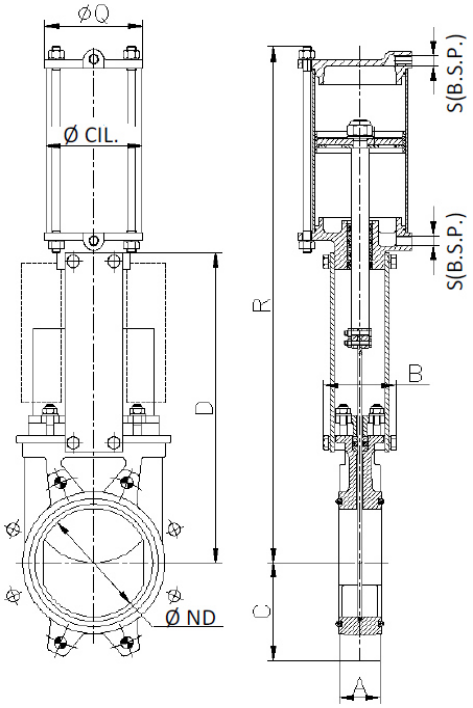

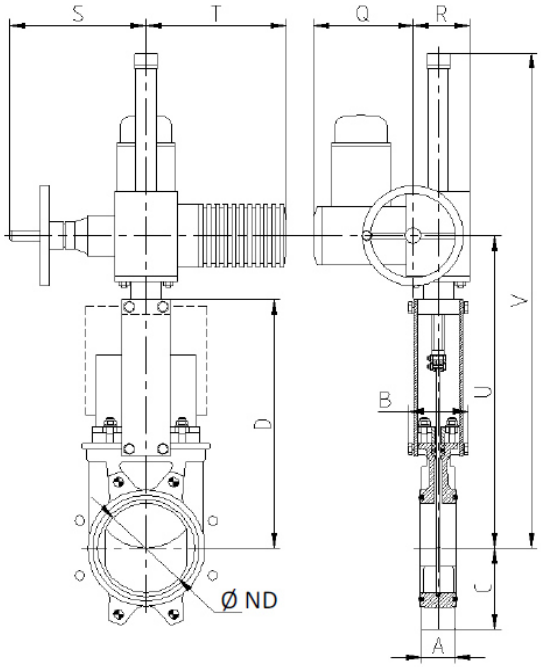

ND	ΔP (kg/cm²)	DRAW (Nw)	TORQ. (Nm)	A	B	C	D	Q	R	S	T	U	V	Peso (kg)
50	10	1143	2.64	40	91	61	241	197	102	234	265	347	587	24
65	10	1952	4.45	40	91	68	268	197	102	234	265	374	614	25
80	10	2957	6.76	50	91	91	294	197	102	234	265	400	640	26
100	10	4617	10.5	50	91	104	334	197	102	234	265	440	680	27
125	10	7213	16.5	50	101	118	367	197	102	234	265	473	713	30
150	10	7290	16.6	60	101	130	419	197	102	234	265	525	765	32
200	8	12975	37.1	60	118	159	525	197	102	234	265	640	880	42
250	6	14522	41.4	70	118	196	626	197	102	234	265	741	981	55
300	6	20942	59.8	70	118	230	726	197	102	234	265	841	1141	72
350	5	22810	88.5	96	290	254	797	197	115	256	282	944	1347	99
400	5	29879	115.9	100	290	287	903	197	115	256	282	1050	1550	136
450	3	28461	110.3	106	290	304	989	222	153	325	385	1147	1847	166
500	3	35333	137.1	110	290	340	1101	222	153	325	385	1259	1959	245
600	3	51235	198.6	110	290	398	1307	222	153	325	385	1465	2165	362

Alle Angaben sind freibleibend und unverbindlich! The above informations are without engagement and without obligation! 07-2017

Nordlandstrasse 31 · 49326 Melle - Deutschland
Telefon +49 (0) 5428 - 9404-0 · Telefax +49 (0) 5428 - 9404-99
info@pernow.de · www.pernow.de · shop.pernow.de

PERNOW
ARMATUREN GMBH

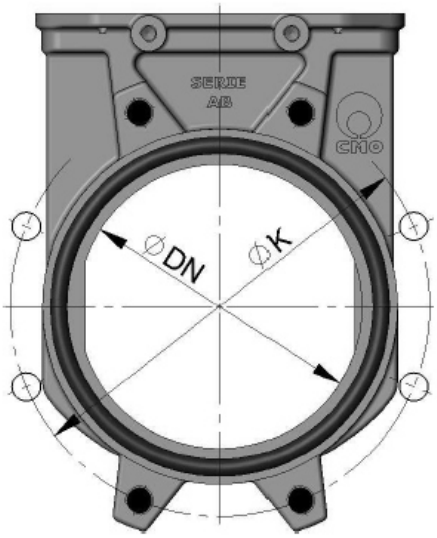

EN 1092-2 PN10						
ND	ΔP (kg/cm²)	•	o	Métric	P	ØK
50	10	4	-	M 16	8	125
65	10	4	-	M 16	8	145
80	10	4	4	M 16	9	160
100	10	4	4	M 16	9	180
125	10	4	4	M 16	9	210
150	10	4	4	M 20	10	240
200	8	4	4	M 20	10	295
250	6	6	6	M 20	12	350
300	6	6	6	M 20	12	400
350	5	12	4	M 20	21	460
400	5	12	4	M 24	21	515
450	3	16	4	M 24	22	565
500	3	16	4	M 24	22	620
600	3	16	4	M 27	22	725

● BLIND TAPED HOLES

O THROUGH HOLE

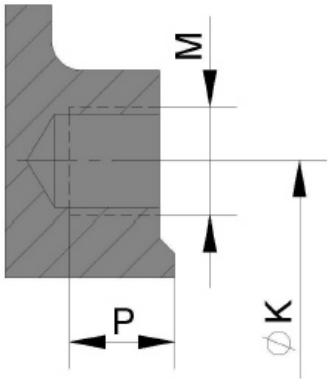

ANSI B16, class 150						
ND	ΔP (kg/cm²)	•	O	R UNC	P	ØK
2“	10	4	-	5/8“	8	120,6
2 1/2"	10	4	-	5/8“	8	139,7
3“	10	4	-	5/8“	9	152,4
4“	10	4	4	5/8“	9	190,5
5“	10	4	4	3/4"	9	215,9
6“	10	4	4	3/4"	10	241,3
8“	8	4	4	3/4"	10	298,4
10“	6	6	6	7/8“	12	361,9
12“	6	6	6	7/8“	12	431,8
14“	5	8	4	1“	21	476,2
16“	5	12	4	1“	21	539,7
18“	3	12	4	1 1/8“	22	577,8
20“	3	16	4	1 1/8“	22	635
24“	3	16	4	1 1/4"	22	749,3

Alle Angaben sind freibleibend und unverbindlich! The above informations are without engagement and without obligation! 07-2017